

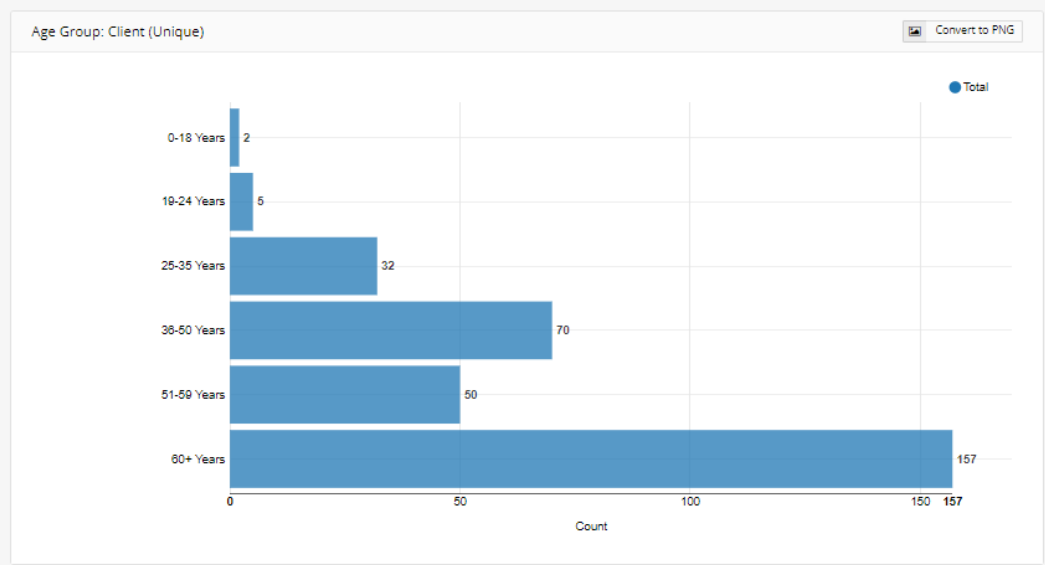
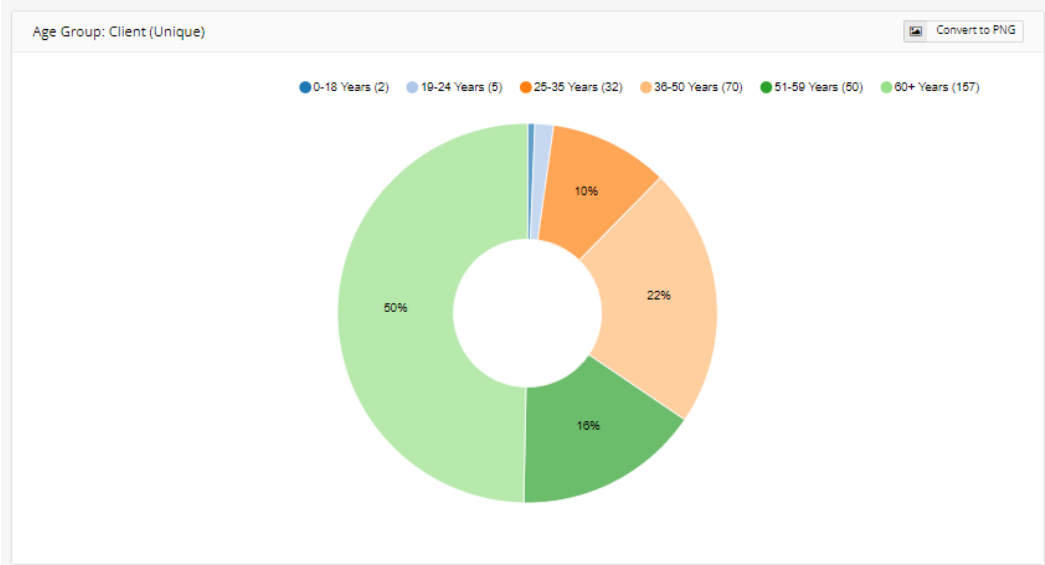
Reporting for: **Example Agency A**
 For these program types: CSFP, Pantry, Financial Assistance, Service, Clothing Program, Multi-Service Program
 With dates between September 1st 2021 and September 30th 2021
 For information on how reports are calculated see the [Report Basics Document](#) and [Report Definitions Document](#).

Age Group: Client (Unique) + Enable Scrolling ⚙ Tools

The age of "Clients" (calculated using "Date of Birth"). The total number of times "Is date of birth estimated?" was selected is listed to the right of the Total column. Per page: 5 Search...

| | 0-18 Years | 19-24 Years | 25-35 Years | 36-50 Years | 51-59 Years | 60+ Years | Total | Estimated Date of Birth |
|------------------|------------|-------------|-------------|-------------|-------------|-----------|-------|-------------------------|
| Example Agency A | 2 | 5 | 32 | 70 | 50 | 157 | 316 | 11 |

Showing 1 to 1 of 1 entries Previous 1 Next

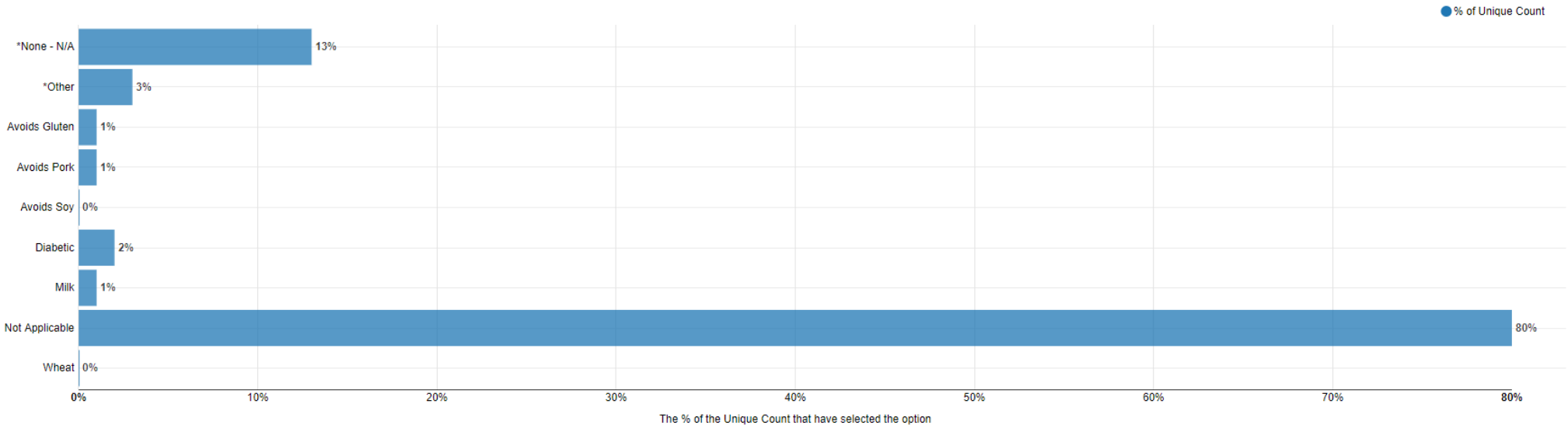


Dietary Considerations: Households (Unique) + Enable Scrolling ⚙ Tools

The "Dietary Considerations" for "Households". NOTE: The graph shows each "Dietary Consideration" as a percentage of total unique "Households". Per page: 5 Search...

| | *None - N/A | *Other | Avoids Gluten | Avoids Pork | Avoids Soy | Diabetic | Milk | Not Applicable | Wheat | Unique Count |
|------------------|-------------|--------|---------------|-------------|------------|----------|------|----------------|-------|--------------|
| Example Agency A | 42 | 10 | 2 | 3 | 1 | 7 | 2 | 254 | 1 | 316 |

Showing 1 to 1 of 1 entries Previous 1 Next



Education (Highest): Individuals (Unique)

The "Highest Level of Education Completed" for "Individuals".

Per page: 5 Search...

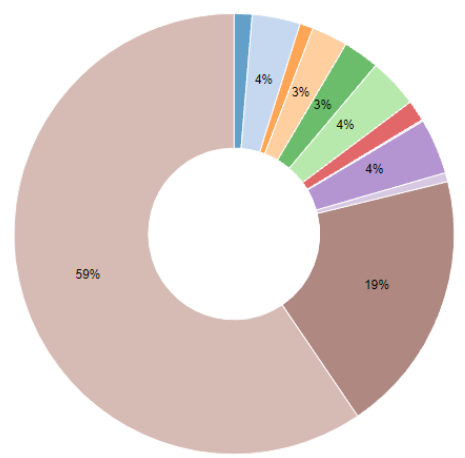
| | 2 Year Degree | 4 Year Degree | GED | Grades 0-8 | Grades 9-11 | High School Diploma | Master's Degree | PhD | Post Secondary (some) | Tradeschool / Professional Accreditation | Undisclosed | Unknown | Total |
|------------------|---------------|---------------|-----|------------|-------------|---------------------|-----------------|-----|-----------------------|--|-------------|---------|-------|
| Example Agency A | 12 | 32 | 9 | 24 | 24 | 33 | 14 | 1 | 37 | 6 | 175 | 539 | 906 |

Showing 1 to 1 of 1 entries

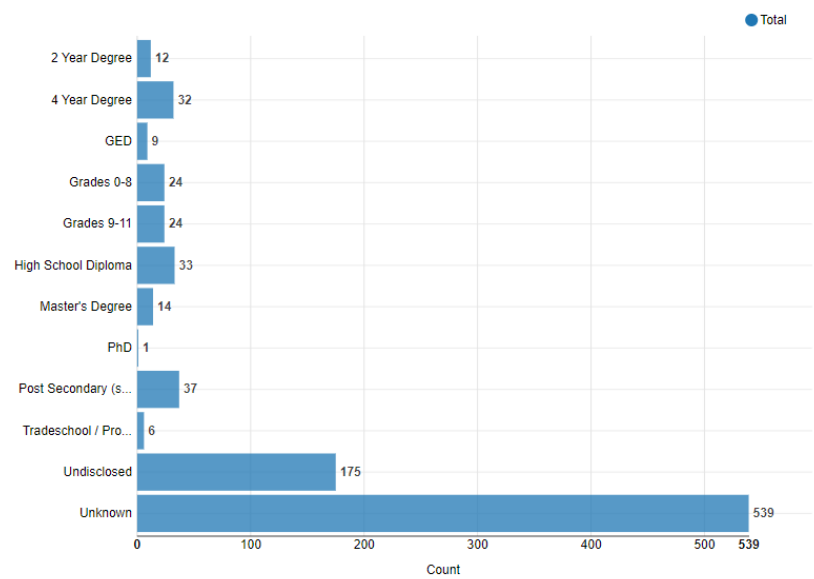
Previous 1 Next

Education (Highest): Individuals (Unique) Convert to PNG

- 2 Year Degree (12)
- 4 Year Degree (32)
- GED (9)
- Grades 0-8 (24)
- Grades 9-11 (24)
- High School Diploma (33)
- Master's Degree (14)
- PhD (1)
- Post Secondary (some) (37)
- Tradeschool / Professional Accreditation (6)
- Undisclosed (175)
- Unknown (539)



Education (Highest): Individuals (Unique) Convert to PNG



The "Ethnicity" for "Clients". If only one ethnicity was selected, the count will show under that particular ethnicity column. If more than one ethnicity was selected it will group in the following ways:

Per page: 5 Search...

- * Black/African American + Another Ethnicity- Selected ethnicities include "Black/African American" and one or more of any other ethnicity (Including "Other")
- * Hispanic + Another Ethnicity- Selected ethnicities include "Hispanic/Latino" and one or more of any other ethnicity (Including "Other")
- * Other Multiple Ethnicity- Did NOT select "Black/African American" OR "Hispanic/Latino" but selected more than one of any other ethnicity (Including "Other")

| | American Indian / Native American | Asian | Black / African American | Black/African American + Another Ethnicity | Hispanic + Another Ethnicity | Hispanic / Latino | Middle-Eastern / North African | None | Other | Other Multiple Ethnicity | Undisclosed | White / Anglo | Total |
|------------------|-----------------------------------|-------|--------------------------|--|------------------------------|-------------------|--------------------------------|------|-------|--------------------------|-------------|---------------|-------|
| Example Agency A | 2 | 14 | 24 | 1 | 12 | 49 | 10 | 1 | 5 | 10 | 35 | 153 | 316 |

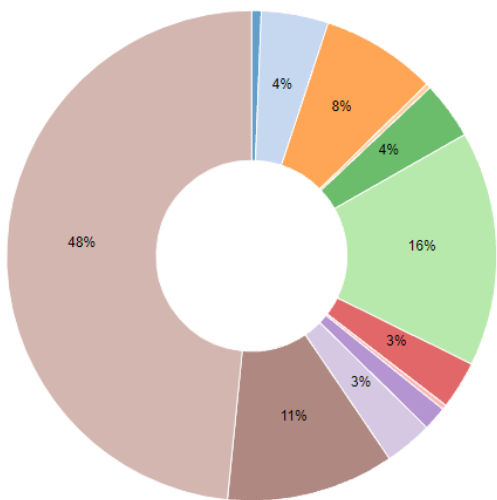
Showing 1 to 1 of 1 entries

Previous 1 Next

Ethnicity: Client (Unique)

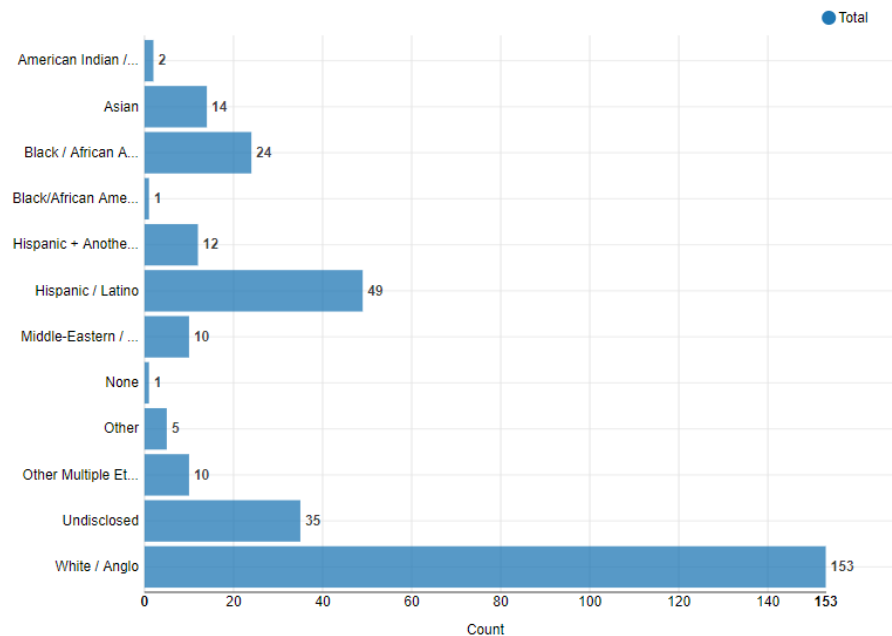
Convert to PNG

- American Indian / Na... (2)
- Asian (14)
- Black / African Amer... (24)
- Black/African Americ... (1)
- Hispanic + Another E... (12)
- Hispanic / Latino (49)
- Middle-Eastern / Nor... (10)
- None (1)
- Other (5)
- Other Multiple Ethni... (10)
- Undisclosed (35)
- White / Anglo (153)



Ethnicity: Client (Unique)

Convert to PNG



Gender: Individuals (Unique)

The "Gender" of "Individuals".

Per page: 5 Search...

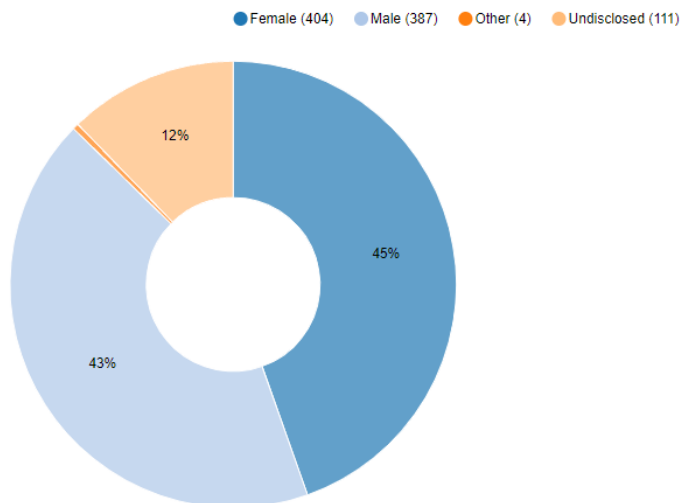
| | Female | Male | Other | Undisclosed | Total |
|------------------|--------|------|-------|-------------|-------|
| Example Agency A | 404 | 387 | 4 | 111 | 906 |

Showing 1 to 1 of 1 entries

Previous 1 Next

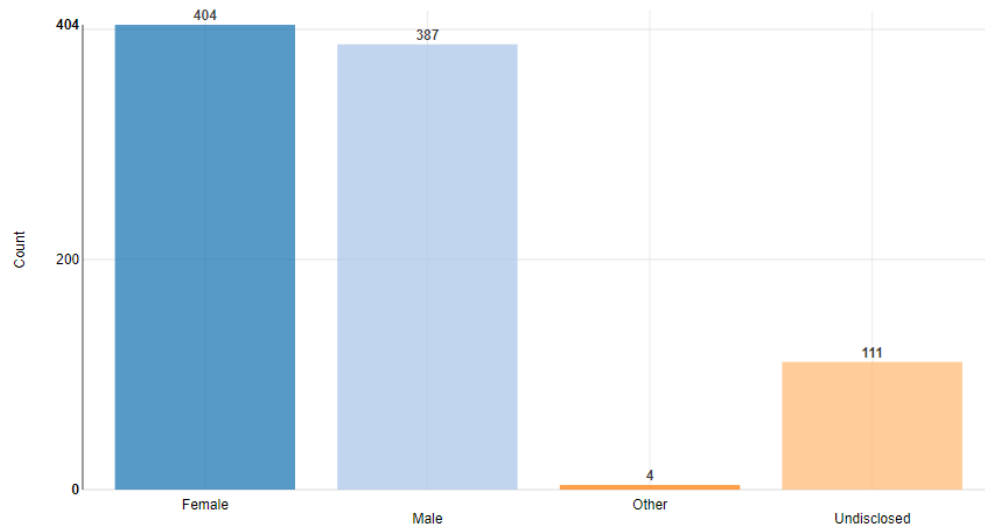
Gender: Individuals (Unique)

Convert to PNG



Gender: Individuals (Unique)

Convert to PNG



Households: Children Count (Unique)

Enable Scrolling Tools

The number of "Children" per household. Column headers show the number of children in a household and the count below is the number of "Households" containing that many children. "Households" with no children will count in the "0" column.

Per page: 5 Search...

| | 0 | 1 | 2 | 3 | 4 | 5 | 6 | 11 | Total |
|------------------|-----|----|----|----|---|---|---|----|-------|
| Example Agency A | 193 | 43 | 48 | 18 | 9 | 3 | 1 | 1 | 316 |

Showing 1 to 1 of 1 entries

Previous 1 Next

Households: New vs. Existing (Unique)

Enable Scrolling Tools

The number of "Households" that have received services for the first time prior to the reporting period (counted under "Existing") and the number of "Households" who received services for the first time within the reporting period (counted under "New"). NOTE: To determine this, the system first checks the household's "First Food Bank Visit" for anywhere in the network. If it is listed as "Today" or "Specific Date" and if that date is prior to the start of the reporting period, the client will be counted as "Existing". If "First Food Bank Visit" is listed as "Unknown", the system will then check the household's visit history. If their first visit was prior to the start of the reporting period, they will be counted as "Existing". If it was after the start of the reporting period, they will be counted as "New".

Per page: 5 Search...

| | Existing | New | Total |
|------------------|----------|-----|-------|
| Example Agency A | 307 | 9 | 316 |

Households: Size (Unique)

Enable Scrolling Tools

The number of "Households" by household size. Column headers show the size of the household (number of "Individuals" in the household) and the count below is the number of "Households" of that size.

Per page: 5 Search...

| | 1 | 2 | 3 | 4 | 5 | 6 | 7 | 8 | 9 | 15 | Total |
|------------------|----|----|----|----|----|----|---|---|---|----|-------|
| Example Agency A | 89 | 80 | 44 | 35 | 33 | 20 | 6 | 6 | 2 | 1 | 316 |

Showing 1 to 1 of 1 entries

Previous 1 Next

All "Income Types" for "Clients". NOTE: The graph shows each "Income Type" as a percentage of total unique "Clients".

Per page: 5 Search...

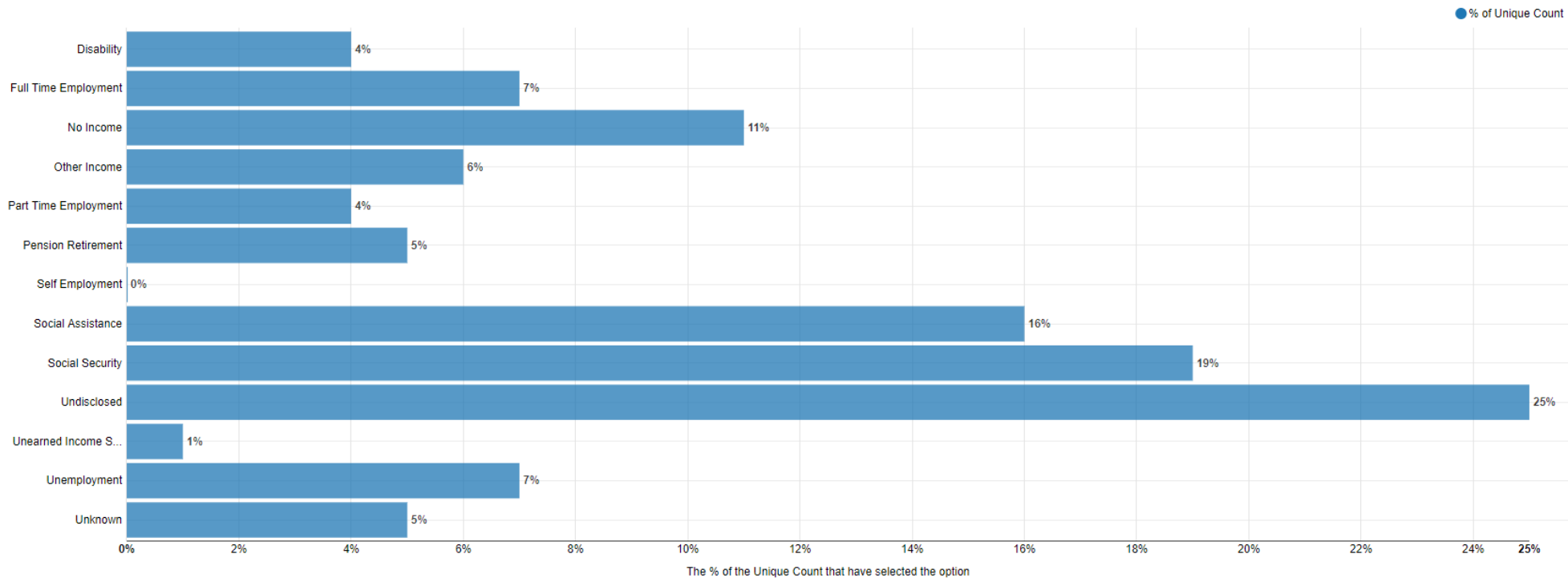
| | Disability | Full Time Employment | No Income | Other Income | Part Time Employment | Pension Retirement | Self Employment | Social Assistance | Social Security | Undisclosed | Unearned Income Snap Admin Only | Unemployment | Unknown | Unique Count |
|------------------|------------|----------------------|-----------|--------------|----------------------|--------------------|-----------------|-------------------|-----------------|-------------|---------------------------------|--------------|---------|--------------|
| Example Agency A | 12 | 21 | 34 | 19 | 12 | 16 | 1 | 51 | 61 | 80 | 3 | 23 | 17 | 316 |

Showing 1 to 1 of 1 entries

Previous 1 Next

Income Type (All): Client (Unique)

Convert to PNG



Marital Status: Client (Unique)

Enable Scrolling Tools

The marital status for "Clients".

Per page: 5 Search...

| | Common-Law | Divorced | Married | Separated | Single | Undisclosed | Unknown | Widowed | Total |
|------------------|------------|----------|---------|-----------|--------|-------------|---------|---------|-------|
| Example Agency A | 6 | 16 | 121 | 4 | 62 | 89 | 1 | 17 | 316 |

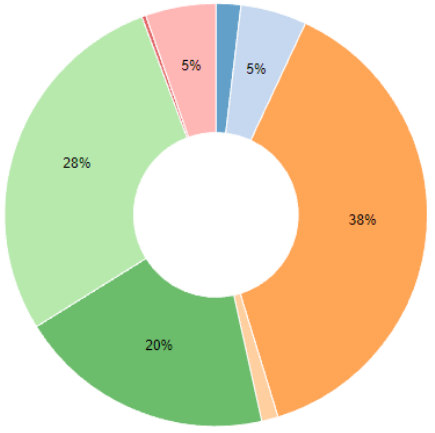
Showing 1 to 1 of 1 entries

Previous 1 Next

Marital Status: Client (Unique)

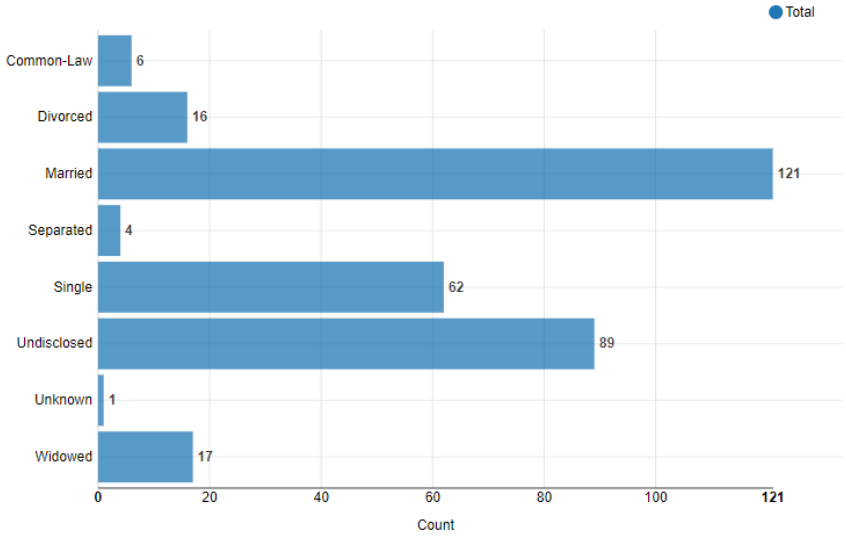
Convert to PNG

Common-Law (6) Divorced (16) Married (121) Separated (4) Single (62) Undisclosed (89) Unknown (1) Widowed (17)



Marital Status: Client (Unique)

Convert to PNG



Self-Identifies As: Individuals (Unique)

Enable Scrolling Tools

The options in "Self-Identifies As" selected for "Individuals". NOTE: The graph shows each "Self-Identifies As" option as a percentage of total unique "Individuals". Per page: 5 Search...

| | Disability | None | Other | Undisclosed | Veteran | Unique Count |
|------------------|------------|------|-------|-------------|---------|--------------|
| Example Agency A | 32 | 141 | 12 | 715 | 9 | 906 |

Showing 1 to 1 of 1 entries

Previous 1 Next

Self-Identifies As: Individuals (Unique)

Convert to PNG

